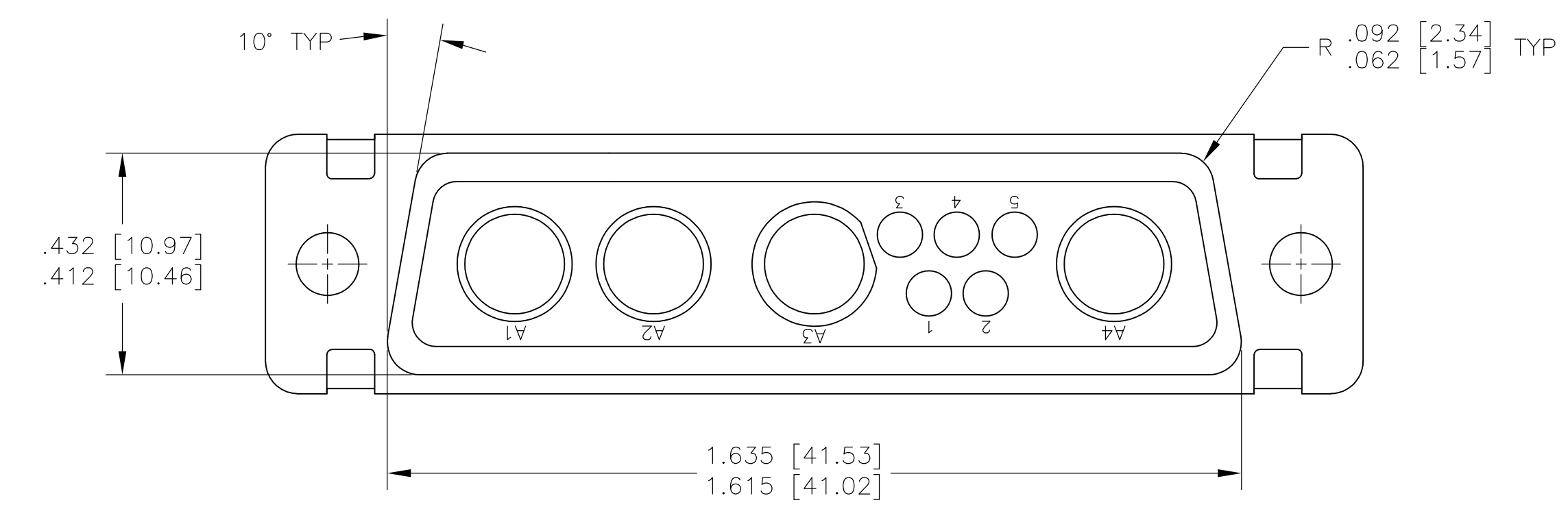
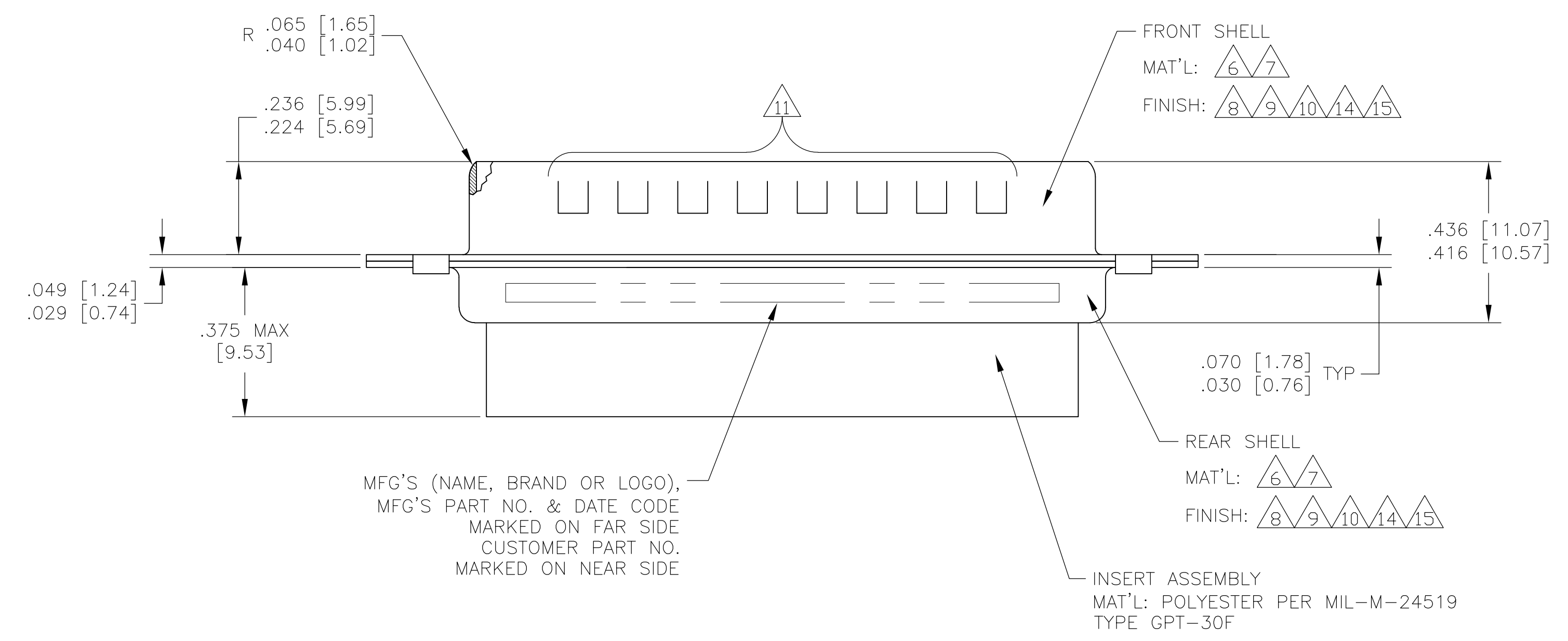
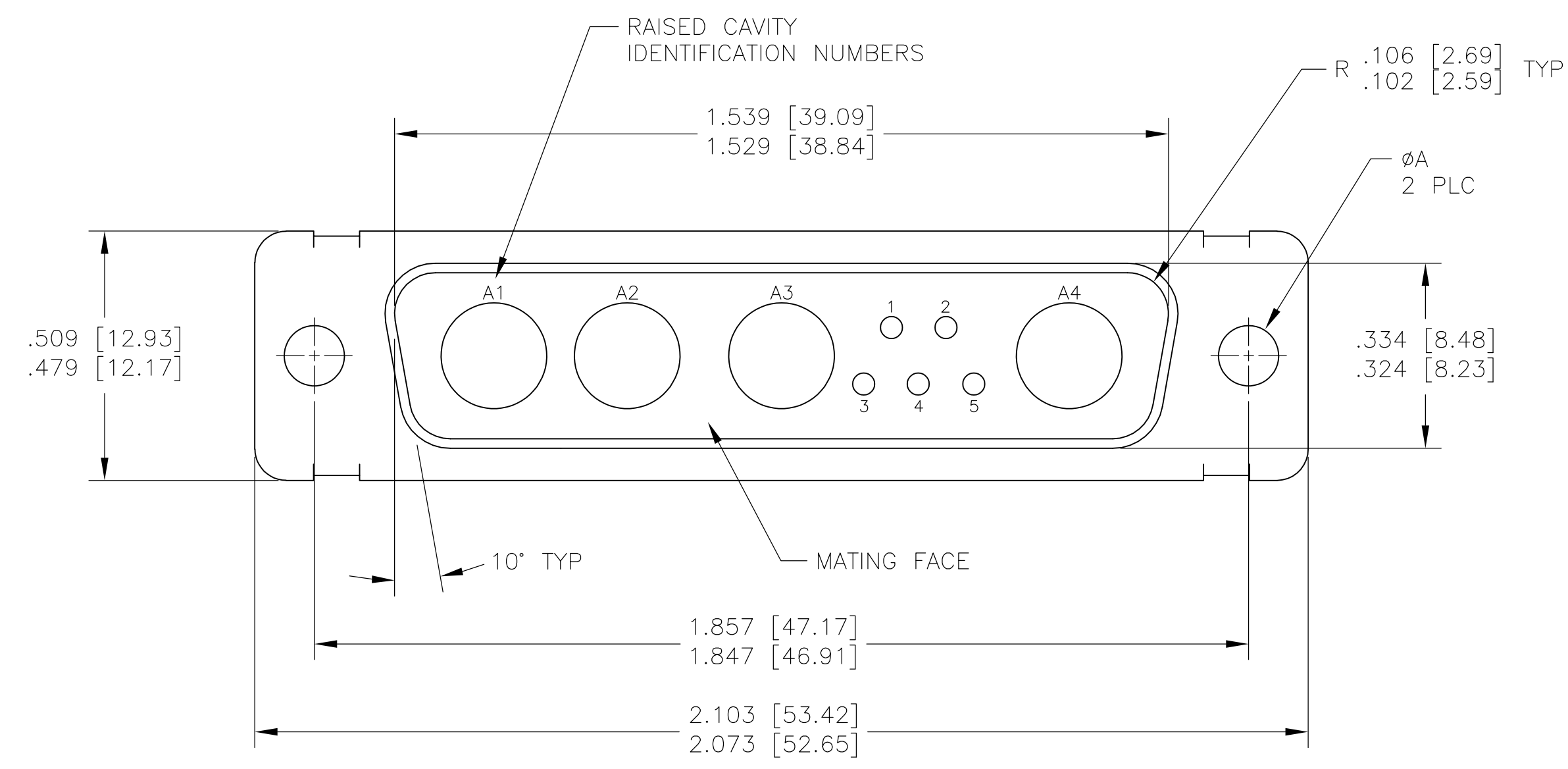


LOC	DIST	REV	DATE	BY	CHK
DF	DO	L	23JAN06	BL	CT
		M	21AUG08	PK	BW



- THIS CONNECTOR ASSEMBLY IS SUPPLIED WITH SIZE 20 METAL CONTACT RETENTION CLIPS INSTALLED IN THE INSERT ASSEMBLY.
- THIS CONNECTOR ASSEMBLY MATES WITH ANY 9C4, SIZE 3 RECEPTACLE CONNECTOR IN THE AMPLIMITE SERIES.
- MARK WITH .047 [1.19]-.062 [1.57] HIGH CHARACTERS. FAR SIDE REFERS TO THE WIDE SIDE OF THE KEYSTONE. FAR SIDE MARKINGS MAY BE SPLIT BETWEEN FRONT AND REAR SHELLS.
- PART NUMBER FOR ORDERING.
- THIS CONNECTOR ASSEMBLY IS DESIGNED TO ACCEPT SIZE 20 CRIMP TYPE PIN CONTACTS IN POSITIONS 1 THRU 5 (NOT SUPPLIED) AND SIZE 8 PIN CONTACTS IN POSITIONS A1 THRU A4 (NOT SUPPLIED).
- MATERIAL: STEEL PER ASTM-A-109 OR EQUIVALENT.
- MATERIAL: BRASS ALLOY PER ASTM-B-36.
- FINISH: GOLD PER MIL-G-45204 TYPE II, GRADE C, CLASS 1 OVER COPPER PER MIL-C-14550, CLASS IV.
- FINISH: CADMIUM PER QQ-P-416, TYPE II, CLASS 2 OVER COPPER PER MIL-C-14550, CLASS IV.
- FINISH: TIN PER ASTM-B-545 .000200 [0.0051] MIN THK OVER COPPER PER AMS2418 .000100 [0.0025]-.000200 [0.0051] THK OR TIN-LEAD 93/7 .000200 [0.0051] MIN THK OVER COPPER PER AMS2418 .000100 [0.0025]-.000200 [0.0051] THK.
- GROUNDING INDENTS FOR 212498-4 & 5-212498-4 ONLY.
- DIMENSIONS AND TOLERANCES PER ANSI Y14.5M-1982.
- THIS DRAWING SHALL BE INTERPRETED IN ACCORDANCE WITH APPLICABLE STANDARDS LISTED IN MIL-STD-100.
- FINISH: TIN PER ASTM-B-545 .000200 [0.0051] MIN THK OVER COPPER PER AMS2418 .000100 [0.0025]-.000200 [0.0051] THK.
- FINISH: ZINC PLATE PER ASTM-B-633 .000200-.000400 THK WITH SUPPLEMENTARY CHROMATE (Cr3+).

MARKING	ØA	REMARKS	CUSTOMER P/N ON CONNECTOR	MFG'S P/N ON CONNECTOR	PART NO.
6, 11, 14	.120 [3.05]	-	5-212498-4	5-212498-4	
6, 15	.120 [3.05]	-	5-212498-1	5-212498-1	
6, 10, 11	.120 [3.05]	-	212498-4	212498-4	
7, 8	.154 [3.92]	311P405-115-B-15	212498-3	212498-3	
7, 8	.120 [3.05]	311P405-115-B-12	212498-2	212498-2	
6, 9	.120 [3.05]	-	212498-1	212498-1	

THIS DRAWING IS A CONTROLLED DOCUMENT.

DW	AJ GRAFF	03-MAR-93	Tyco Electronics Corporation Harrisburg, PA 17105-3608
CHK	R. GILLMAN	04-MAR-93	
APP'D	R. GILLMAN	04-MAR-93	NAME
DIMENSIONS: INCHES			PRODUCT SPEC
TOLERANCES UNLESS OTHERWISE SPECIFIED:			APPLICATION SPEC
0 PLC	±	-	SIZE
1 PLC	±	-	CAGE CODE
2 PLC	±	-	DRAWING NO
3 PLC	±	.005(0.13)	RESTRICTED TO
4 PLC	±	0°30'	SCALE
ANGLES	±	0°30'	SHEET
MATERIAL	-	-	1 OF 1
FINISH	-	-	REV

CUSTOMER DRAWING A1 00779 ©=212498